



Wrocław
University
of Technology



Conductive Microstructures and Connections for Microelectronics Made by Ink-Jet Technology

• *Andrzej Mościcki**, *Jan Felba***, *Włodzimierz Dudziński***

**Amepox Microelectronics, Ltd.*

*** Wrocław Technical University*



Materials with nano size fillers create very new possibilities and new applications.

New possibilities needs special type of equipment.

Equipment -> Ink Jet Dispenser System.

Short reminder for Ink Jet possibilities and requirements:

- *Single drop volume: 30 - 500 picoliters with variation approx. 1%*
- *Droplet diameter: 30 - 100 μm*
- *Drop rate: 0 - 2000/sec.*
- *Fluid viscosity range: 0.5 ~ 30 mPas. (unheated)*
- *Drop acceleration: 10^5g (during each shoot)*



Ink Jet technology is well known for many applications especially when very uniform fluid is used.

With formulations which is mixture of two different phases: fluid binder and solid filler - problem is much more complicated. Let's use some fluid classification:

- Mechanical type - classical, when filler over $0.5\mu\text{m}$ is used.
- Colloidal type - when filler is in range $0.5\mu\text{m} \sim 50 \text{ nm}$.
- True fluid type (similar „molecular“ type) - when filler is less 20 nm .



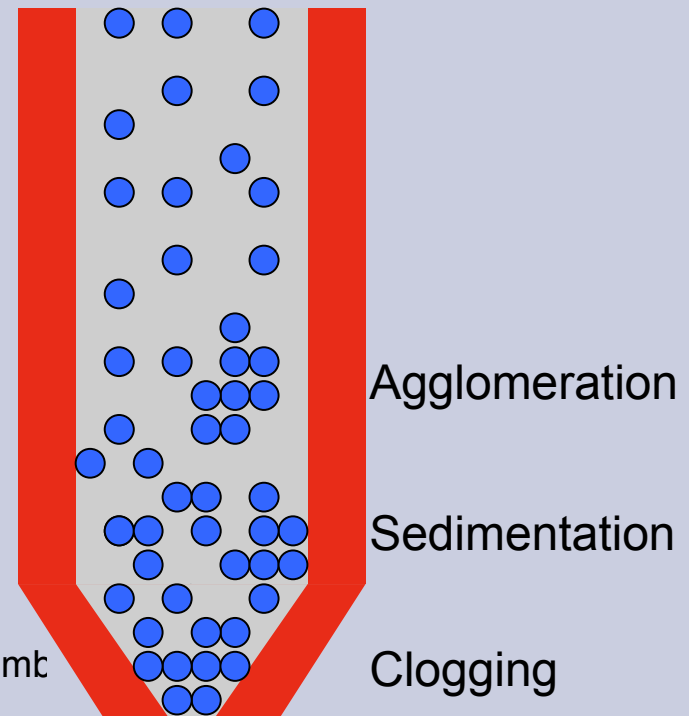
Wrocław
University
of Technology



Both: mechanical and colloidal types need very special ingredients and technology, but always the major problem will be exist - sedimentation.

Very low binder viscosity plus:

- filler has much higher specific gravity,
- filler has much bigger particle size than binder molecule size,
- high % of filler inside formula





Much better situation is when conductive filler has diameter less 10 nm.

Then formulation start to be very uniform and stable with properties similar to „true fluid“.

Is a number methods for obtaining nano size silver powder, for example:

- *Metal dissipation in plasma process,*
- *Chemical reaction process,*
- *Electrochemical process,*
- *Thermal decomposition process,*
- *Vapor condensation process, etc.*



Wrocław
University
of Technology



For preparing silver with size of single nano range, thermal decomposition of silver salts were used.

During very accurate studies this technology phenomena, Amepox established own process conditions and we are working with.



STC'06 - DRESDEN Septemb




Wrocław
University
of Technology



Quality Silver Systems

SEM Pictures of Nano Silver Agglomerates



ESTC'06 - DRESDEN

September

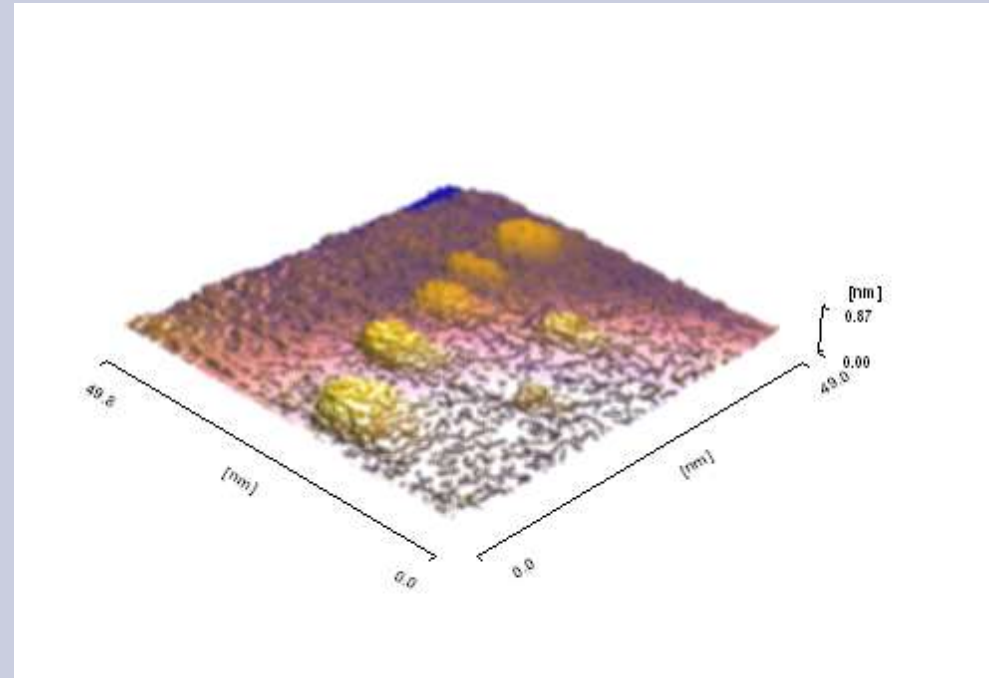

Courtesy Solid State Physics University of Łódź.



Wrocław
University
of Technology



STM Pictures of Nano Silver



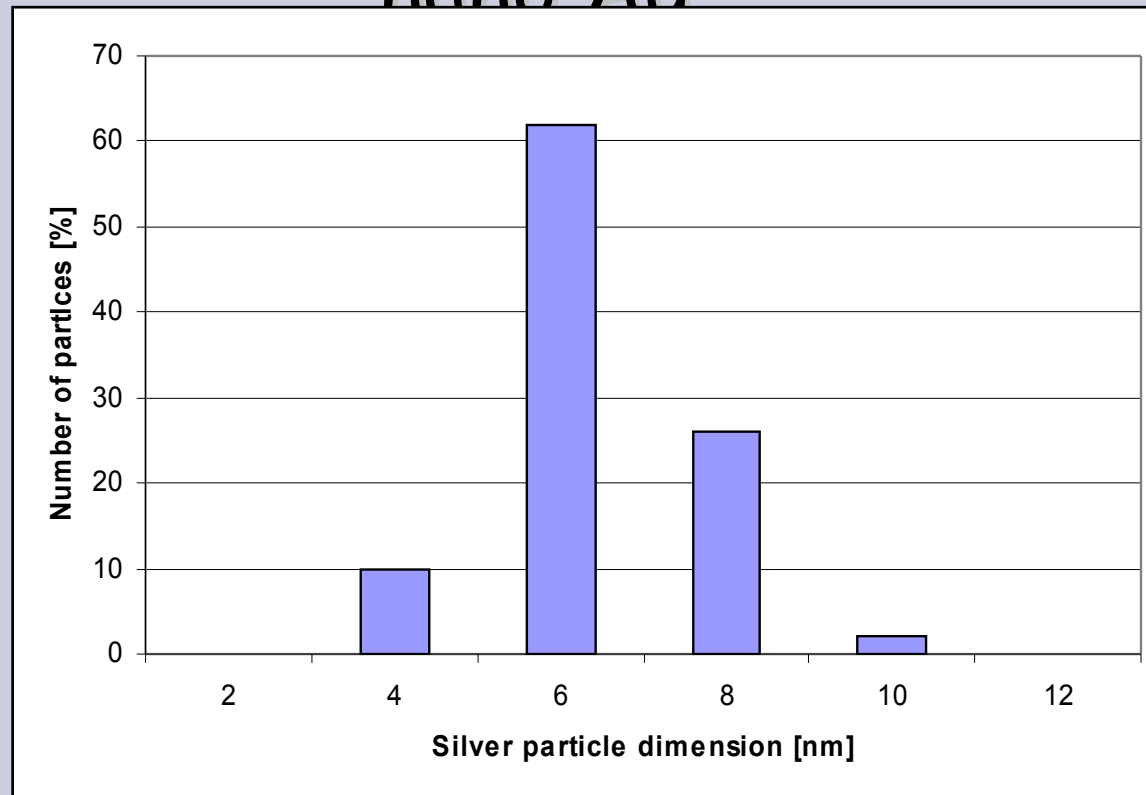


Wrocław
University
of Technology



Histogram for particles size of Amepox

nano Ag



Silver Atom Diameter 2.88 Å (1 nm = 10 Å)

ESTC'06 - DRESDEN Septemb



Electrically Conductive Ink with Nano Silver


Number of components	One
Consistency	Very low viscous ink
Color	Dark brown to black with metallic shade
Percentage of silver filler (inside ink)	40 – 60 % (<i>actual 45%</i>)
Specific gravity	1.3 – 1.6 g/cm ³
Viscosity	1.4 – 1.55 mPas
Thixotropy index	~ 1.0
Surface tension value	28.5 – 32.5 dynes/cm
Recommended sintering conditions	230 °C - 60 min
Percentage of silver after „curing”	95 – 97 %
Electrical resistivity	(1 – 3) 10 ⁻⁵ Ωcm
Storage	6 months in room temperature




Wrocław
University
of Technology




Results of Ink Jet tests



Dots: Macro Picture



Nozzle 66 microns




Nozzle 34 microns




Wrocław
University
of Technology



Results of Ink Jet tests



Nozzle 66 microns




Mag. X 200




Wrocław
University
of Technology




Results of Ink Jet tests



Lines: Nozzle 66 microns




200 μm



100 μm

Courtesy of TNO Industrial-Eindhoven
Single line SEM picture



Macro Picture

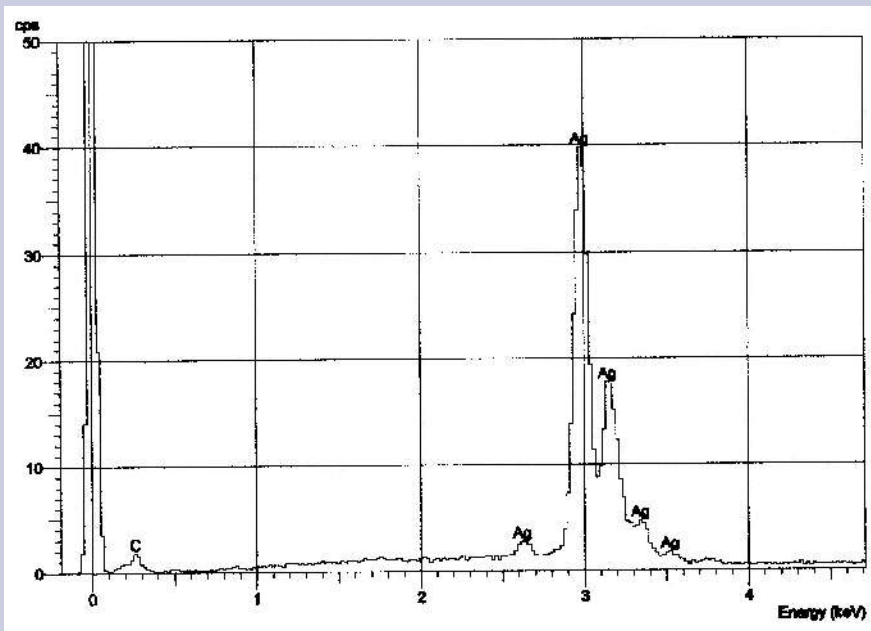


Wrocław
University
of Technology




Obtaining electrical conductivity

Each nAg particle is protected by special chemical „schell”.
This „schell” layer is built during nAg production process.



Ag 95.3 %

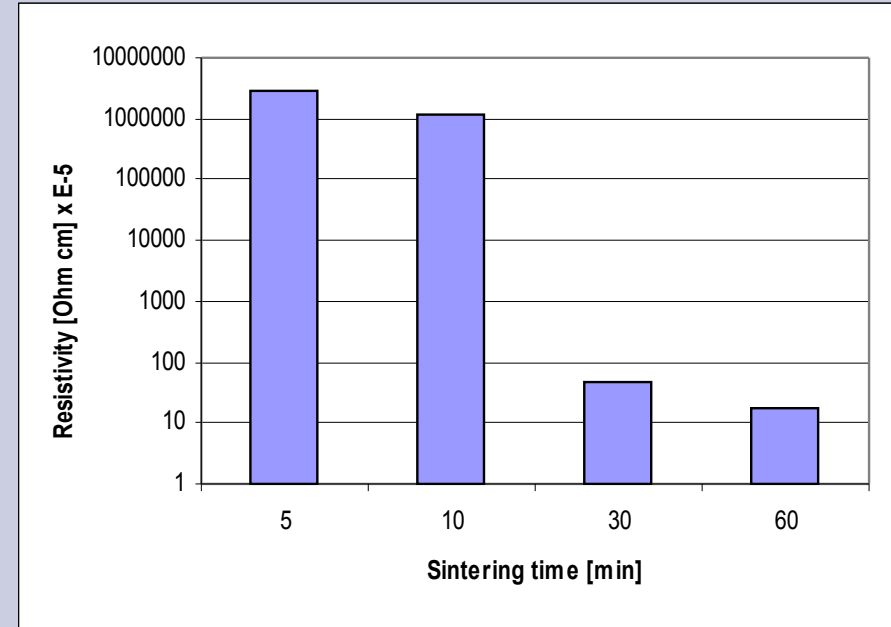
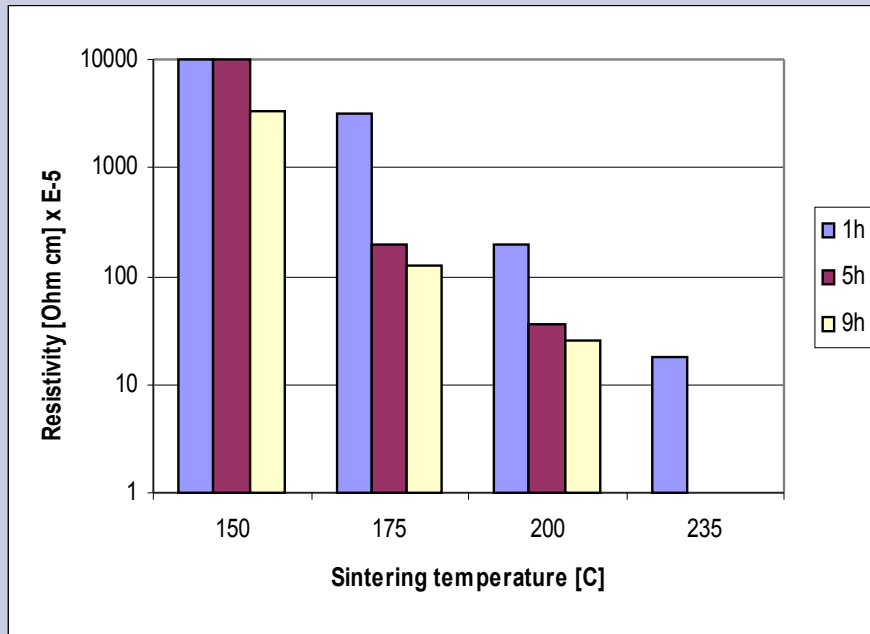
C 2.7±1.0 %



Tolerance ± 1 %



Obtaining electrical conductivity as a function of sintering time



Sintering temp. 235°C

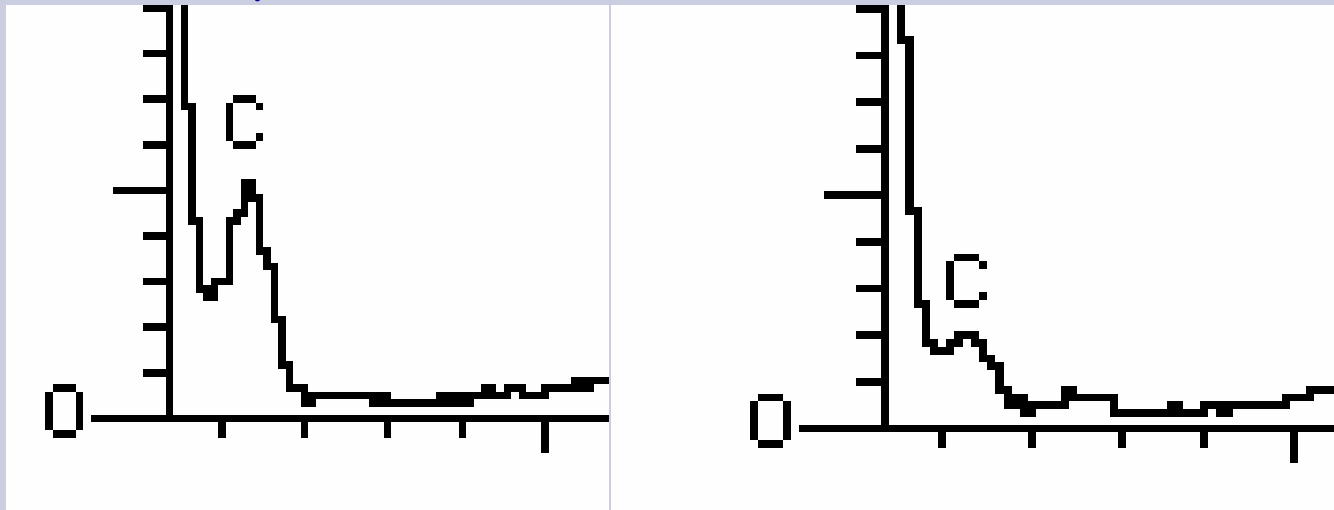


Wrocław
University
of Technology



Obtaining electrical conductivity -Phenomena-

For electrical conductivity - is necessary to remove protection chemical „shell“



Purity test by EDX method :

LEFT – Just after drying

RIGHT – after sintering 175°C/9 h




Wrocław
University
of Technology




Obtaining electrical conductivity


-Sintering Phenomena-



175°C – 9 h



230°C – 1 h



200°C – 9 h

HV Spot Det
x 10.0 kV 5.0 SSD



CONCLUSIONS:

1. Nature of nAg powder needs protective „schell” with chemical depended from technology.
2. Mechanism obtaining electrical conductivity is different like for standard (micron size Ag) Inks.
3. The major role in this mechanism plays kind of „schell” and it's removing from nAg surface and nAg sintering.

ADVANTAGES:

5. Very high packaging possibility,
6. Nature of Nano Inks - formula is with the best homogeneous properties (uniform concentration),
7. The highest repeatability of dosing ink volumes,
8. Very high repeatability of printed shapes,